

ATHLETISSIMA 2010 LAUSANNE



SAMSUNG DIAMOND LEAGUE 2010

Lausanne (SUI)

8. July 2010

Results

200m Men

8 JUL 2010 / 21:42

Wind: +0.4 m/s

Rank	Name	Nat	Lane	Reaction time	Result
1	DIX Walter	USA	5	0.405	19.86
2	MARTINA Churandy	AHO	7	0.488	20.08 NR
3	CARTER Xavier	USA	4	0.479	20.15 SB
4	HESSION Paul	IRL	3	0.424	20.46 =SB
5	WAUGH Ainsley	JAM	2	0.198	20.46 SB
6	CRAWFORD Shawn	USA	8	0.210	20.69
7	BOASE Jordan	USA	1	0.190	20.79 SB
8	SCHNEEBERGER Marc	SUI	6	0.423	20.87

400m Men

8 JUL 2010 / 21:22

Rank	Name	Nat	Lane	Result
1	WARINER Jeremy	USA	6	44.57 WL
2	BETTERS Lajerald	USA	5	44.70 PB
3	GONZALES Jermaine	JAM	3	44.72 PB
4	BORLEE Jonathan	BEL	2	44.94 SB
5	NEVILLE David	USA	8	45.39 SB
5	SMITH Calvin	USA	7	45.39
7	QUOW Renny	TRI	1	45.40
8	NIXON Greg	USA	4	46.01

800m Men

8 JUL 2010 / 20:10

Rank	Name	Nat	Lane	Result
1	RUDISHA David	KEN	7	1:43.25
2	MULAUDZI Mbulaeni	RSA	3	1:43.58 SB
3	YEGO Alfred Kirwa	KEN	5	1:43.97 SB
4	LEWANDOWSKI Marcin	POL	2	1:44.30 SB
5	RIMMER Michael	GBR	5	1:44.49 PB
6	KIVUNA Jackson Mumbwa	KEN	1	1:44.54 PB
7	KIPLAGAT Richard	KEN	4	1:44.77 PB
8	SOM Bram	NED	6	1:45.25
9	MARCO Luis Alberto	ESP	8	1:45.26 PB
	TANGUI Sammy	KEN	8	DNF

Intermediate times: 400m 50.09 TANGUI Sammy (KEN)
600m 1:17.53 TANGUI Sammy (KEN)

INTERNET Service: www.diamondleague-lausanne.com

Page 1 of 12

Timing, Result Service & Distance Measurement by OMEGA

printed at THU 8 JUL 2010 22:15

Patronage CIO et Musée Olympique Lausanne



LA SEMEUSE
LE CAFÉ QUE L'ON SAVOURE



gaz naturel
l'énergie de votre avenir.



GRAPHAX
DOCUMENT SOLUTIONS



CONICA
sports surfaces

LE MATIN



L'univers du sport



MÖVENPICK
Hotel Lausanne



ATHLETISSIMA 2010 LAUSANNE



SAMSUNG DIAMOND LEAGUE 2010
Lausanne (SUI)
8. July 2010

Results

3000m Steeplechase Men

8 JUL 2010 / 21:50

Rank	Name	Nat	Order	Result
1	KIPRUTO Brimin Kiprop	KEN	4	8:01.62 WL,MR
2	KIPLAGAT Benjamin	UGA	3	8:03.81 NR
3	KOECH Paul Kipsiele	KEN	6	8:11.65
4	HULING Daniel	USA	1	8:13.29 PB
5	MATEELONG Richard Kipkemboi	KEN	8	8:16.84
6	LANGAT Patrick	KEN	7	8:17.36
7	ROBA Gari	ETH	11	8:18.35
8	MULLERA Ángel	ESP	9	8:42.17
	LAGAT Haron	KEN	13	DNF
	RAMOLEFI Ruben	RSA	10	DNF
	SHAHEEN Saif Saaeed	QAT	12	DNF
	KESKISALO Jukka	FIN	2	DNS
	KIPYEGO Michael	KEN	5	DNS

Intermediate times: 1000m 2:39.44 LAGAT Haron (KEN)
2000m 5:20.63 KIPLAGAT Benjamin (UGA)

400m Hurdles Men

8 JUL 2010 / 20:20

Rank	Name	Nat	Lane	Reaction time	Result
1	JACKSON Bershawn	USA	4	0.175	47.62
2	TAYLOR Angelo	USA	6	0.159	47.96 SB
3	SÁNCHEZ Félix	DOM	7	0.182	48.17 SB
4	CULSON Javier	PUR	3	0.204	48.37
5	GREENE David	GBR	8	0.173	48.49 SB
6	PHILLIPS Isa	JAM	1	0.261	48.68 SB
7	TINSLEY Michael	USA	2	0.225	49.62
8	CLEMENT Kerron	USA	5	0.235	50.41

High Jump Men

8 JUL 2010 / 18:25

Rank	Name	Nat	Order	Result
1	UKHOV Ivan	RUS	9	2.33 =WL
2	RYBAKOV Yaroslav	RUS	3	2.33 =WL
3	IOANNOU Kyriakos	CYP	2	2.30 SB
4	THOMAS Donald	BAH	6	2.30 =SB
5	THÖRNBLAD Linus	SWE	8	2.27
6	WILLIAMS Jesse	USA	7	2.27
7	JONAS Dusty	USA	12	2.27
8	DMITRIK Aleksey	RUS	10	2.27
9	BÁBA Jaroslav	CZE	5	2.27
10	ONI Samson	GBR	4	2.24
11	MANSON Andra	USA	11	2.24
	CIOTTI Giulio	ITA	1	NM

INTERNET Service: www.diamondleague-lausanne.com

Page 2 of 12

Timing, Result Service & Distance Measurement by OMEGA

printed at THU 8 JUL 2010 22:15

Patronage CIO et Musée Olympique Lausanne



L'univers du sport



ATHLETISSIMA 2010 LAUSANNE



SAMSUNG DIAMOND LEAGUE 2010
Lausanne (SUI)
8. July 2010

Results

(cont.)

		2.20	2.24	2.27	2.30	2.33	2.36
1	UKHOV I	o	xo	xo	o	o	xxx
2	Rybakov Y	o	o	o	xo	xxo	xxx
3	IOANNOU K	o	xo	xo	xo	xxx	
4	THOMAS D	o	o	o	xxo	xxx	
5	THÖRNBLAD L	o	o	o	xxx		
6	WILLIAMS J	xo	xo	o	xxx		
7	JONAS D	o	xo	xo	xxx		
8	DMITRIK A	xo	xo	xo	xxx		
9	BÁBA J	o	o	xxo	xxx		
10	ONI S	xxo	o	xxx			
11	MANSON A	xxo	xxo	-	xxx		
	Ciotti G	xxx					

Pole Vault Men

8 JUL 2010 / 19:40

Rank	Name	Nat	Order	Result
1	LAVILLENIE Renaud	FRA	12	5.85 =SB
2	HOOKER Steven	AUS	13	5.80
3	MOHR Malte	GER	10	5.80 =PB
4	DOSSEVI Damiel	FRA	3	5.70 SB
5	MAZURYK Maksym	UKR	7	5.60
6	GIBILISCO Giuseppe	ITA	9	5.60
7	GRUBER Hendrik	GER	4	5.60 =SB
8	KUCHERYANU Sergey	RUS	1	5.50 =SB
8	MESNIL Romain	FRA	8	5.50
8	MILES Derek	USA	11	5.50
11	CZERWINSKI Przemyslaw	POL	6	5.50
11	STARODUBTSEV Dmitriy	RUS	5	5.50
	STRAUB Alexander	GER	2	NM

		5.50	5.60	5.70	5.75	5.80	5.85	5.90	6.02
1	LAVILLENIE R	-	-	o	-	-	xxo	-	xxx
2	HOOKER S	-	o	-	-	o	-	xxx	
3	MOHR M	xo	-	xxo	-	o	xxx		
4	DOSSEVI D	xxo	-	xxo	-	xxx			
5	MAZURYK M	xo	o	xxx					
6	GIBILISCO G	o	xo	xxx					
7	GRUBER H	xo	xo	xxx					
8	KUCHERYANU S	o	xxx						
8	Mesnil R	o	-	xxx					
8	MILES D	o	xxx						
11	CZERWINSKI P	xo	xxx						
11	STARODUBTSEV D	xo	-	xxx					
	STRAUB A	xxx							



L'univers du sport



ATHLETISSIMA 2010 LAUSANNE



SAMSUNG DIAMOND LEAGUE 2010

Lausanne (SUI)

8. July 2010

Results

Javelin Men

8 JUL 2010 / 20:30

Rank	Name	Nat	Order	Result
1	THORKILDSEN Andreas	NOR	9	87.03
2	PITKÄMÄKI Tero	FIN	8	84.71
3	MARTÍNEZ Guillermo	CUB	6	82.40
4	KOVALS Ainars	LAT	5	82.30
5	DE ZORDO Matthias	GER	3	82.02
6	BANNISTER Jarrod	AUS	2	81.33
7	MANNIO Ari	FIN	4	81.24
8	VESELÝ Vítězslav	CZE	7	78.53
9	HÄBER Tino	GER	1	70.55

		1	2	3	4	5	6
1	THORKILDSEN A	84.15	x	84.34	87.03	80.75	84.94
2	PITKÄMÄKI T	x	x	84.71	x	79.88	x
3	MARTÍNEZ G	80.47	82.40	79.55	x	-	-
4	KOVALS A	82.30	x	x	x	78.04	80.47
5	DE ZORDO M	81.73	x	82.00	79.17	x	82.02
6	BANNISTER J	79.04	81.33	78.81	x	76.71	x
7	MANNIO A	x	x	79.47	77.45	x	81.24
8	VESELÝ V	74.71	72.69	76.24	78.53	x	75.32
9	HÄBER T	x	70.55	x	x	x	70.40

100m Men

8 JUL 2010 / 20:48

Wind: +0.5 m/s

Rank	Name	Nat	Lane	Reaction time	Result
1	BOLT Usain	JAM	4	0.163	9.82 =WL,MR
2	BLAKE Yohan	JAM	6	0.210	9.96 SB
3	MARTINA Churandy	AHO	5	0.170	10.16
4	WAUGH Ainsley	JAM	2	0.158	10.22
5	DIXON Leroy	USA	3	0.163	10.24
6	CHRISTIAN Brendan	ANT	7	0.204	10.44
7	SCHENKEL Reto Amaru	SUI	1	0.162	10.57
	SAMUELS J-Mee	USA	8		DNS

INTERNET Service: www.diamondleague-lausanne.com

Page 4 of 12

Timing, Result Service & Distance Measurement by OMEGA

printed at THU 8 JUL 2010 22:15

Patronage CIO et Musée Olympique Lausanne



LA SEMEUSE
LE CAFÉ QUE L'ON SAVOURE



gaz naturel
l'énergie de votre avenir.



GRAPHAX
DOCUMENT SOLUTIONS



CONICA
sports surfaces

LE MATIN



ATHLETISSIMA 2010 LAUSANNE



SAMSUNG DIAMOND LEAGUE 2010
Lausanne (SUI)
8. July 2010

Results

1500m Men

8 JUL 2010 / 21:12

Rank	Name	Nat	Order	Result
1	KEMBOI Nicholas	KEN	11	3:31.52 WL
2	LAALOU Amine	MAR	13	3:32.75 SB
3	NDIWA Remmy Limo	KEN	10	3:32.83 PB
4	KOMEN Daniel Kipchirchir	KEN	12	3:33.61
5	CHEBOI Collins	KEN	5	3:34.17 PB
6	GATHIMBA Gideon	KEN	7	3:34.75 SB
7	CRONJE Johan	RSA	6	3:35.24 SB
8	BOULAHFANE Kamal	ALG	8	3:37.00
9	RONO Geoffrey Kipkoech	KEN	2	3:37.58
10	ZERGUELAINE Antar	ALG	4	3:37.68
11	ALI Belal Mansoor	BRN	1	3:39.51
12	BOUKENSA Tarek	ALG	3	3:41.42
	KIMUTAI Philomon	KEN	16	DNF
	KOMBICH Ismael Kipngetch	KEN	15	DNF
	POLONET Vickson Naran	KEN	14	DNF
	GEBREMEDHIN Mekonnen	ETH	9	DNS

Intermediate times: 400m 56.08 KIMUTAI Philomon (KEN)
800m 1:52.90 KIMUTAI Philomon (KEN)
1200m 2:49.78 POLONET Vickson Naran (KEN)

200m Men B

8 JUL 2010 / 19:00

Rank	Name	Nat	Lane	Reaction time	Result
1	BEYENE Aron	SUI	5	0.451	21.23
2	LANZ Olivier	SUI	6	0.479	21.77
3	GURTNER Tobias	SUI	7	0.486	21.96
4	MÜLLER Pascal	SUI	4	0.456	21.98
5	BURGUNDER Joel	SUI	8	0.485	22.02
6	MERZ Cedric	SUI	2	0.166	22.36
7	VOGEL Fabian	SUI	3	0.490	22.93

800m Men B

8 JUL 2010 / 18:30

Rank	Name	Nat	Lane	Result
1	HOCHSTRASSER Jan	SUI	3	1:50.16
2	GEISSBÜHLER Michael	SUI	2	1:50.91
3	CHRISTEN Roland	SUI	7	1:51.50
4	BAUMGARTNER Daniel	SUI	2	1:52.45
5	VISINAND Fabien	SUI	6	1:52.54
6	MEYER Andreas	SUI	4	1:53.11
7	HUWILER Thomas	SUI	6	1:53.37
8	BREIT Stefan	SUI	1	1:53.94
9	BALLERET Alain	SUI	8	1:54.24
10	BALLAMAN Matthias	SUI	4	1:54.76
	NIEDERBERGER Christian	SUI	5	DNF
	SALM Raphael	SUI	8	DNF

Intermediate times: 400m 52.88 SALM Raphael (SUI)

INTERNET Service: www.diamondleague-lausanne.com

Page 5 of 12

Timing, Result Service & Distance Measurement by OMEGA

printed at THU 8 JUL 2010 22:15

Patronage CIO et Musée Olympique Lausanne



LA SEMEUSE
LE CAFÉ QUE L'ON SAVOURE



gaz naturel
l'énergie de votre avenir.

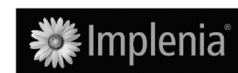


GRAPHAX
DOCUMENT SOLUTIONS



CONICA
sports surfaces

LE MATIN



SPORTXX

L'univers du sport



MÖVENPICK
Hotel Lausanne



mobilis
LE BON TICKET

ATHLETISSIMA 2010 LAUSANNE



SAMSUNG DIAMOND LEAGUE 2010
Lausanne (SUI)
8. July 2010



gaz naturel
l'énergie de votre avenir.



GRAPHAX
DOCUMENT SOLUTIONS



CONICA
sports surfaces

LE MATIN



MÖVENPICK
Hotel Lausanne



5x80m Pupils

8 JUL 2010 / 19:20

Rank	Nat	Nation	Lane	Reaction time	Result
1	SUI	Stade-Lausanne	4		54.32
		1 - 0	2 - 0		
		3 - 0	4 - 0		
2	SUI	Lausanne-Sports	5	0.181	54.50
		1 - 0	2 - 0		
		3 - 0	4 - 0		
3	SUI	CARE Vevey	2		55.80
		1 - 0	2 - 0		
		3 - 0	4 - 0		
4	SUI	CA Broyard	6		56.31
		1 - 0	2 - 0		
		3 - 0	4 - 0		
5	SUI	CABV Martigny	3		57.17
		1 - 0	2 - 0		
		3 - 0	4 - 0		
6	SUI	Racing Club Haut Jura Morez	7		58.16
		1 - 0	2 - 0		
		3 - 0	4 - 0		
7	SUI	US Yverdon	8		1:01.22
		1 - 0	2 - 0		
		3 - 0	4 - 0		
8	SUI	Fondation AGIR	1		1:29.68
		1 - 0	2 - 0		
		3 - 0	4 - 0		

110m Hurdles Men

8 JUL 2010 / 20:40

Wind: +0.3 m/s

Rank	Name	Nat	Lane	Reaction time	Fn	Result
1	ROBLES Dayron	CUB	6	0.189		13.01 SB
2	WILSON Ryan	USA	5	0.156		13.21
3	PAYNE David	USA	4	0.161		13.22 SB
4	TURNER Andrew	GBR	8	0.154		13.30 SB
5	YARBROUGH John	USA	2	0.161		13.54
6	CAPETILLO Dayron	CUB	1	0.174		13.56
	SVOBODA Petr	CZE	3		F1	DQ R 162.7
	THOMAS Dwight	JAM	7		F1	DQ R 162.7

INTERNET Service: www.diamondleague-lausanne.com

Page 6 of 12

Timing, Result Service & Distance Measurement by **OMEGA**

printed at THU 8 JUL 2010 22:15

Patronage CIO et Musée Olympique Lausanne



ATHLETISSIMA 2010 LAUSANNE



SAMSUNG DIAMOND LEAGUE 2010
Lausanne (SUI)
8. July 2010

Results

100m Men B

8 JUL 2010 / 19:50

Wind: -0.2 m/s

Rank	Name	Nat	Lane	Reaction time	Result
1	MANCINI Pascal	SUI	5	0.145	10.60
2	WILSON Alex	SUI	6	0.154	10.60
3	SCHENKEL Reto Amaru	SUI	4	0.172	10.61
4	FONGUÉ Rolf Malcolm	SUI	2	0.157	10.65
5	NABE Cédric	SUI	3	0.173	10.82
6	GUGERLI Steven	SUI	8	0.171	10.88
7	ASANTE OFOSU Kwasi	SUI	7	0.183	10.89

400m Men B

8 JUL 2010 / 18:40

Rank	Name	Nat	Lane	Reaction time	Result
1	DE GRACE Bryan	MRI	3	0.206	47.84
2	HUBER Ramon	SUI	4	0.265	49.69
3	SCHWEIGER Matthew	GBR	6	0.252	49.84
4	KARTH Philipp	SUI	5	0.208	50.03
5	DÖRIG David	SUI	7	0.188	50.17
6	BARBE Maxime	SUI	2	0.224	51.73

1500m U18 Men

8 JUL 2010 / 18:10

Rank	Name	Nat	Order	Result
1	GRAF Christoph	SUI	7	4:04.73
2	BÜHLER Kevin	SUI	3	4:06.72
3	RAESS Jonas	SUI	13	4:09.11
4	HUNZIKER Roman	SUI	9	4:10.16
5	GRAF Sebastien	SUI	8	4:11.71
6	LUSSY Florian	SUI	10	4:12.35
7	LUSTENBERGER Stephan	SUI	11	4:12.57
8	DEPLAZES Andriu	SUI	4	4:14.50
9	SENTI Marco	SUI	14	4:15.10
10	BARTH Matthias	SUI	1	4:17.27
11	GOSSAUER Jens-Michael	SUI	6	4:18.82
12	NICOLI Romeo	SUI	12	4:21.06
13	ZUFFERAY Valentin	SUI	16	4:22.44
14	VOUILLAMOZ Valentin	SUI	15	4:23.12
15	EIGENHEE Tili	SUI	5	4:29.09
16	BISLIN Philipp	SUI	2	4:32.82

Intermediate times: 400m 1:05.02 RAESS Jonas (SUI)
800m 2:13.96 DEPLAZES Andriu (SUI)
1200m 3:21.02 BÜHLER Kevin (SUI)

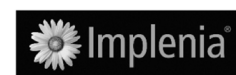
INTERNET Service: www.diamondleague-lausanne.com

Page 7 of 12

Timing, Result Service & Distance Measurement by OMEGA

printed at THU 8 JUL 2010 22:15

Patronage CIO et Musée Olympique Lausanne



ATHLETISSIMA 2010 LAUSANNE



SAMSUNG DIAMOND LEAGUE 2010 Lausanne (SUI) 8. July 2010

Results

1500m Wheelchair Men

8 JUL 2010 / 19:40

Rank	Name	Nat	Order	Result
1	HUG Marcel	SUI	5	3:08.38
2	CASOLI Julien	FRA	3	3:09.14
3	WEIR David	GBR	7	3:09.47
4	HAMERLAK Tomasz	POL	4	3:09.83
5	FUSS Alain	FRA	8	3:14.81
6	ALHASSANE Baldé	GER	1	3:15.29
7	BOTELLO Rafa	ESP	2	3:34.01
8	LÖTSCHER Tobias	SUI	6	3:34.18

Intermediate times: 400m 52.91 WEIR David (GBR)
800m 1:44.41 WEIR David (GBR)
1200m 2:35.10 WEIR David (GBR)

100m Women

8 JUL 2010 / 21:05

Wind: -0.6 m/s

Rank	Name	Nat	Lane	Reaction time	Result
1	JETER Carmelita	USA	5	0.175	10.99
2	SIMPSON Sherone	JAM	2	0.168	11.15
3	STURRUP Chandra	BAH	1	0.166	11.18
4	FERGUSON-MCKENZIE Debbie	BAH	8	0.183	11.27 SB
5	BROOKS Sheri-Ann	JAM	7	0.142	11.35
6	MOORE Lashauntea	USA	6	0.175	11.40
7	ANDERSON Alexandria	USA	3	0.173	11.42
	FRASER Shelly-Ann	JAM	4		DNS

1500m Women

8 JUL 2010 / 20:30

Rank	Name	Nat	Order	Result
1	BURKA Gelete	ETH	3	3:59.28 WL
2	LAKHOUD Ibtissam	MAR	8	3:59.35 NR
3	LANGAT Nancy Jebet	KEN	9	4:00.13 PB
4	DOBRISKEY Lisa	GBR	4	4:01.83 SB
5	UCENY Morgan	USA	11	4:02.40 PB
6	BELETE Mimi	ETH	1	4:02.64 PB
7	KIBIWOT Viola	KEN	7	4:03.39 SB
8	WURTH-THOMAS Christin	USA	12	4:03.44 SB
9	KUIJKEN Susan	NED	14	4:07.09
10	MÅKESTAD Ingvill	NOR	10	4:07.41
11	BOWMAN Sarah	USA	2	4:09.80 SB
12	EDMONDSON-STELLINGWERFF Hilary	CAN	5	4:11.68
	SUM Eunice	KEN	13	DNF
	EJDYS Sylwia	POL	6	DNS

Intermediate times: 400m 1:04.41 SUM Eunice (KEN)
800m 2:07.37 SUM Eunice (KEN)
1200m 3:12.44 LANGAT Nancy Jebet (KEN)

INTERNET Service: www.diamondleague-lausanne.com

Page 8 of 12

Timing, Result Service & Distance Measurement by OMEGA

printed at THU 8 JUL 2010 22:15

Patronage CIO et Musée Olympique Lausanne



LA SEMEUSE
LE CAFÉ QUE L'ON SAVOURE



gaz naturel
l'énergie de votre avenir.



GRAPHAX
DOCUMENT SOLUTIONS



CONICA
sports surfaces

LE MATIN



SAMSUNG



OMEGA

SPORTXX
L'univers du sport

HENNIEZ



swiss Swiss International Air Lines

MÖVENPICK
Hotel Lausanne



mobilis
LE BON TICKET

ATHLETISSIMA 2010 LAUSANNE



SAMSUNG DIAMOND LEAGUE 2010 Lausanne (SUI) 8. July 2010

Results

3000m Women

8 JUL 2010 / 20:55

Rank	Name	Nat	Order	Result
1	CHERUIYOT Vivian	KEN	6	8:34.58 WL,MR
2	BEKELE Alemitu	TUR	1	8:35.19 PB
3	DEFAR Meseret	ETH	7	8:36.09
4	EJIGU Sentayehu	ETH	8	8:37.20 PB
5	CHENONGE Ines	KEN	5	8:37.63 SB
6	MELKAMU Meselech	ETH	14	8:40.08
7	KIBET Sylvia Chibiwott	KEN	10	8:40.47 SB
8	KIPLAGAT Florence	KEN	11	8:40.72
9	KORIKWIANG P. Chemning	KEN	12	8:41.11 PB
10	MASAI Linet Chepkwemoi	KEN	13	8:41.37
11	OLIJIRA Beleynesh	ETH	15	8:44.66
12	CHEMTAI Esther	KEN	3	8:48.04
13	CHEIYWA Milcah Chemos	KEN	2	8:54.04
14	CHEMWENO Gladys	KEN	4	8:54.05 PB
15	KALMER René	RSA	9	8:59.48
16	RHINES Jennifer	USA	16	9:24.12
	TVERDOSTUP T.	UKR	17	DNF

Intermediate times: 1000m 2:54.62 TVERDOSTUP T. (UKR)
2000m 5:51.95 MASAI Linet Chepkwemoi (KEN)

100m Hurdles Women

8 JUL 2010 / 21:32

Wind: +0.3 m/s

Rank	Name	Nat	Lane	Reaction time	Result
1	LOPES-SCHLIEP Priscilla	CAN	6	0.160	12.56 SB
2	NYTRA Carolin	GER	7	0.182	12.57 PB
3	ENNIS Delloreen	JAM	3	0.169	12.73
4	FELICIEN Perdita	CAN	5	0.176	12.75
5	DIXON Vonette	JAM	2	0.200	12.91
6	WELLS Kellie	USA	1	0.176	12.93
7	TEJEDA Anay	CUB	8	0.175	12.95
	CRAWFORD Virginia	USA	4	0.207	DNF

Long Jump Women

8 JUL 2010 / 20:35

Rank	Name	Nat	Order	Result
1	REESE Brittney	USA	8	6.94 SB
2	GOMES Naide	POR	4	6.80 SB
3	KOTOVA Tatjana	RUS	3	6.70
4	GLENN Brianna	USA	5	6.64
5	KUCHERENKO Olga	RUS	9	6.61
6	MIRONCHIK Anastasiya	BLR	7	6.57
7	JIMOH Funmi	USA	6	6.45
8	REUSE Clélia	SUI	1	6.32
9	DA SILVA COSTA Keila	BRA	2	6.25

INTERNET Service: www.diamondleague-lausanne.com

Page 9 of 12

Timing, Result Service & Distance Measurement by OMEGA

printed at THU 8 JUL 2010 22:15

Patronage CIO et Musée Olympique Lausanne



LA SEMEUSE
LE CAFÉ QUE L'ON SAVOURE



gaz naturel
l'énergie de votre avenir.

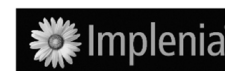


GRAPHAX
DOCUMENT SOLUTIONS



CONICA
sports surfaces

LE MATIN



L'univers du sport



ATHLETISSIMA 2010 LAUSANNE



SAMSUNG DIAMOND LEAGUE 2010

Lausanne (SUI)

8. July 2010

Results

(cont.)

		1	2	3	4	5	6
1	REESE Brittney	6.01	(0.0) 6.51	(+0.2) x	(-0.2) 6.06	(+0.2) 6.94	(+0.3) -
2	GOMES N	6.80	(+0.5) 6.77	(+0.3) 6.41	(-0.1) 6.43	(+0.1) 6.55	(+0.4) 6.59 (+0.6)
3	KOTOVA T	x	(+0.4) 6.67	(+0.4) 6.56	(-0.1) x	(+0.1) 6.70	(+0.3) 6.52 (+0.2)
4	GLENN B	6.64	(0.0) 6.32	(+0.2) 5.98	(-0.4) 3.93	(+0.2) x	(+0.4) 6.45 (+0.8)
5	KUCHERENKO O	6.52	(+0.2) 6.58	(+0.1) 6.47	(-0.4) 6.61	(-0.2) 6.54	(+0.4) 6.59 (+0.8)
6	MIRONCHIK A	6.37	(+0.2) 6.43	(+0.2) 6.17	(-0.5) 6.54	(-0.1) 6.57	(+0.3) x (0.0)
7	JIMOH F	x	(+0.7) 6.45	(+0.3) 6.20	(-0.3) 6.25	(-0.3) 6.39	(+0.2) x (+0.8)
8	REUSE C	x	(+0.3) x	(0.0) 6.32	(0.0) 5.92	(0.0) 6.26	(+0.5) 5.87 (+0.3)
9	DA SILVA COSTA	6.21	(+0.8) 6.12	(+0.4) 6.25	(0.0) -	6.19	(-0.2) x (-0.3)

Triple Jump Women

8 JUL 2010 / 18:35

Rank	Name	Nat	Order	Result
1	SAVIGNE Yargelis	CUB	6	14.99 WL
2	RYPAKOVA Olga	KAZ	8	14.60
3	BOLSHAKOVA Svetlana	BEL	3	14.43
4	ALEKHINA Nadezhda	RUS	5	14.39
5	PERRA Athanasia	GRE	4	14.30
6	SALADUKHA Olha	UKR	7	14.28
7	VELDÁKOVÁ Dana	SVK	2	14.20
8	LA MANTIA Simona	ITA	1	14.14

		1	2	3	4	5	6
1	SAVIGNE Y	x	(0.0) x	(+1.7) 14.82	(-0.3) x	(-0.9) 14.81	(-0.8) 14.99 (+0.7)
2	RYPAKOVA O	14.42	(+1.1) 14.60	(+1.5) x	(+0.9) x	(-0.6) x	(+0.7) x (+1.3)
3	BOLSHAKOVA S	14.30	(-1.3) 14.43	(-1.3) x	(+0.8) x	(-1.0) 14.31	(-0.2) 14.14 (-0.1)
4	ALEKHINA N	14.31	(-0.1) x	(+0.4) 14.39	(+1.2) x	(-1.1) -	x (-0.3)
5	PERRA A	14.30	(-1.4) 13.91	(0.0) 14.24	(-0.1) x	(-0.1) 13.90	(-1.0) 13.73 (-0.6)
6	SALADUKHA O	13.95	(+0.4) x	(+1.5) x	(+1.1) 14.28	(+0.2) 14.14	(-1.0) 14.23 (-0.3)
7	VELDÁKOVÁ D	x	(-0.8) x	(+0.1) x	(+0.5) 13.90	(+0.4) 14.20	(-0.4) x (-0.8)
8	la MANTIA S	13.81	(+0.5) 13.92	(-0.8) 14.14	(+1.6) x	(-0.4) -	-

Discus Women

8 JUL 2010 / 18:20

Rank	Name	Nat	Order	Result
1	BARRIOS Yarelis	CUB	7	65.92 SB
2	BREISCH Becky	USA	6	64.53 SB
3	SAMUELS Dani	AUS	8	62.05
4	GLANC Zaneta	POL	3	61.53
5	MÜLLER Nadine	GER	10	61.14
6	THURMOND Aretha D.	USA	2	60.77
7	PERKOVIC Sandra	CRO	9	60.18
8	BROWN-TRAFTON Stephanie	USA	5	58.81
9	FAUMUINA Beatrice	NZL	4	57.38
	ZVEREVA Ellina	BLR	1	DNS

		1	2	3	4	5	6
1	BARRIOS Y	65.92	65.40	64.62	62.37	63.84	x
2	BREISCH B	64.53	x	64.14	61.07	x	58.59
3	SAMUELS D	61.07	60.79	62.05	x	x	58.41
4	GLANC Z	56.04	52.27	57.52	61.53	60.56	56.96
5	MÜLLER N	61.14	x	x	x	59.21	x
6	THURMOND A	59.42	x	x	60.77	59.14	59.65
7	PERKOVIC S	59.78	x	x	58.17	x	60.18
8	BROWN-TRAFTON S	x	58.81	x	x	x	55.26
9	FAUMUINA B	57.38	53.17	55.76			
	ZVEREVA E						

INTERNET Service: www.diamondleague-lausanne.com

Page 10 of 12

Timing, Result Service & Distance Measurement by OMEGA

printed at THU 8 JUL 2010 22:15

Patronage CIO et Musée Olympique Lausanne



LA SEMEUSE
LE CAFÉ QUE L'ON SAVOURE



gaz naturel
l'énergie de votre avenir.



GRAPHAX
DOCUMENT SOLUTIONS



L'univers du sport



ATHLETISSIMA 2010 LAUSANNE



SAMSUNG DIAMOND LEAGUE 2010

Lausanne (SUI)

8. July 2010

Results

400m Women

8 JUL 2010 / 20:03

Rank	Name	Nat	Lane	Reaction time	Result
1	DUNN Debbie	USA	4	0.230	49.81
2	WILLIAMS Shericka	JAM	3	0.250	50.04 SB
3	WILLIAMS-MILLS Novlene	JAM	6	0.373	50.04 SB
4	MONTSHO Amanle	BOT	5	0.261	50.07 SB
5	WHYTE Rosemarie	JAM	8	0.289	50.67 SB
6	HASTINGS Natasha	USA	7	0.236	50.83
7	STAMBOLOVA Vanya	BUL	2	0.305	51.44

100m Women B

8 JUL 2010 / 19:10

Wind: +1.2 m/s

Rank	Name	Nat	Lane	Reaction time	Result
1	WEYERMANN Fabienne	SUI	6	0.161	11.85
2	GASSER Jacqueline	SUI	4	0.195	11.92
3	SPRUNGER Lea	SUI	5	0.196	11.96
4	LAVANCHY Marisa	SUI	3	0.165	12.08
5	DAGRY Samatha	SUI	2	0.186	12.31
6	DUPASQUIER Aurlie	SUI	7	0.218	12.46
7	LISTER Karen	SUI	8	0.239	12.50

800m Women B

8 JUL 2010 / 18:00

Rank	Name	Nat	Lane	Result
1	FLUCK Joelle	SUI	2	2:10.95
2	BARMET Stefanie	SUI	4	2:11.20
3	POOL Sandra	SUI	6	2:11.72
4	LUSCHER Margaux	SUI	3	2:12.16
5	KURMANN Lisa	SUI	5	2:12.45
6	WYTTENBACH Regula	SUI	3	2:13.13
7	LAIB Lea	SUI	7	2:14.44
8	OBERHOLZER Linda	SUI	6	2:15.15
9	LANGEL Tiffany	SUI	1	2:15.34
	OVERNEY Gaelle	SUI	8	DNF

Intermediate times: 400m 1:04.16 OVERNEY Gaelle (SUI)
600m 1:38.73 FLUCK Joelle (SUI)



LA SEMEUSE
LE CAFÉ QUE L'ON SAVOURE



gaz naturel
l'énergie de votre avenir.



GRAPHAX
DOCUMENT SOLUTIONS



CONICA
sports surfaces

LE MATIN



L'univers du sport



MÖVENPICK
Hotel Lausanne



mobilis
LE BON TICKET

ATHLETISSIMA 2010 LAUSANNE



SAMSUNG DIAMOND LEAGUE 2010

Lausanne (SUI)

8. July 2010

Results

1500m U18 Women

8 JUL 2010 / 18:20

Rank	Name	Nat	Order	Result
1	NIEDERBERGER Mirjam	SUI	15	4:42.95
2	GAUGLER Gina	SUI	5	4:44.29
3	MULLER Christine	SUI	14	4:51.87
4	HAEFELI Stephanie	SUI	6	4:57.14
5	AMMANN Dominique	SUI	1	4:58.90
6	SCHERRER Delia	SUI	17	4:59.38
7	ISELI Rea	SUI	8	4:59.45
8	GASSMANN Ravenna	SUI	4	4:59.45
9	SUESS Martina	SUI	18	4:59.92
10	MEIER Andrea	SUI	12	5:04.02
11	KUNZLER Tonja	SUI	11	5:04.02
12	KRATTINGER Olivia	SUI	10	5:05.75
13	KOCHER Barbara	SUI	9	5:06.00
14	MOTTIER Alexia	SUI	13	5:06.74
15	BARTSCHI Tanja	SUI	2	5:07.90
16	HELFENBERGER Seline	SUI	7	5:09.11
17	ROSSETTI Anja	SUI	16	5:19.16
18	BLAZEVIC Iris	SUI	3	5:34.56

Intermediate times:	400m	1:13.73	GAUGLER Gina (SUI)
	800m	2:30.65	GAUGLER Gina (SUI)
	1200m	3:47.06	GAUGLER Gina (SUI)

100m Hurdles Women B

8 JUL 2010 / 18:50

Wind: -0.2 m/s

Rank	Name	Nat	Lane	Reaction time	Result
1	URECH Lisa	SUI	6	0.189	13.08
2	HILDEBRAND Nadine	GER	5	0.253	13.24
3	REUSE Clélia	SUI	4	0.154	13.41
4	FUMEAUX Gaëlle	SUI	7	0.169	13.98
5	JAKOB Elodie	SUI	2	0.194	14.22
6	SPRUNGER Ellen	SUI	3	0.193	14.41
7	AFFENTRANGER Marlen	SUI	8	0.142	14.89



LA SEMEUSE
LE CAFÉ QUE L'ON SAVOURE



gaz naturel
l'énergie de votre avenir.

